



| S.No | Question   | Answer Options |                          |
|------|--|----------------|--------------------------|
| 1    | <p>Choose the correct option : Which shape has the most sides?</p>   | Square         | <input type="checkbox"/> |
|      |  | Triangle       | <input type="checkbox"/> |
|      |  | Circle         | <input type="checkbox"/> |
|      |  | Pentagon       | <input type="checkbox"/> |
| 2    |  <p>How many corners does the above diagram have?</p> | 10             | <input type="checkbox"/> |
|      |  | 8              | <input type="checkbox"/> |
|      |  | 6              | <input type="checkbox"/> |
|      |  | 12             | <input type="checkbox"/> |

3



The above image is of a \_\_\_\_\_.

- Cube
- Square
- Rectangle
- Cone


  
  
  

4

Look at the image and answer what is A? \_\_\_\_\_

Answer  
\_\_\_\_\_

5



Write whether the shape is Plane or Solid :

- Plane
- Solid

Correct Answer is

1. Correct Ans option is Pentagon
2. Correct Ans option is 12
3. Correct Ans option is Cube
4. Correct Answer is Base
5. Correct Ans option is Plane